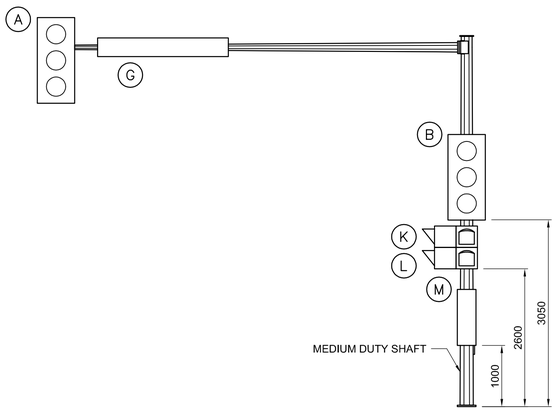

M21–Da
TYPE D–T BREAKAWAY BASE

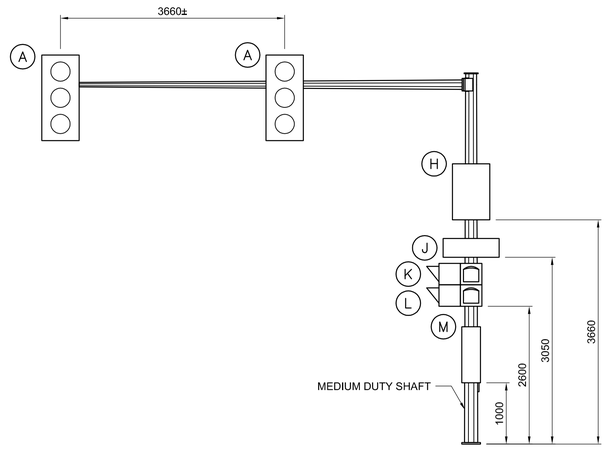

M21–Db
TYPE D–T BREAKAWAY BASE

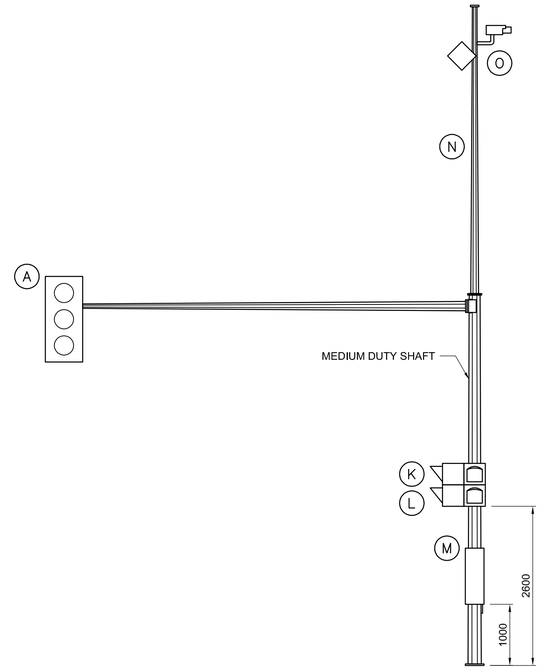

M21–Dc–E
TYPE D–T BREAKAWAY BASE

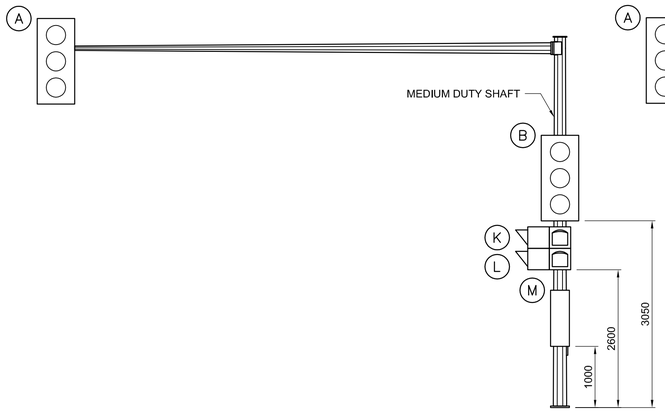

M26–Da
TYPE D–T BREAKAWAY BASE

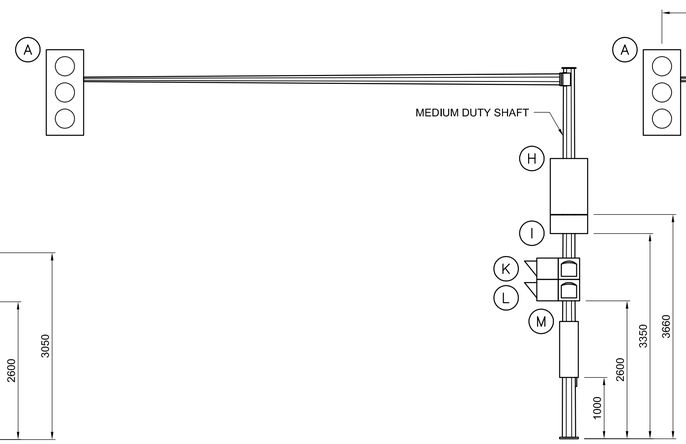

M26–Db
TYPE D–T BREAKAWAY BASE

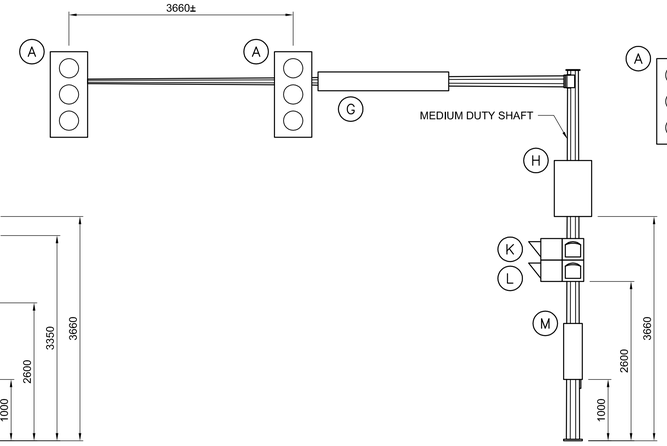

M26–Dc
FIXED BASE

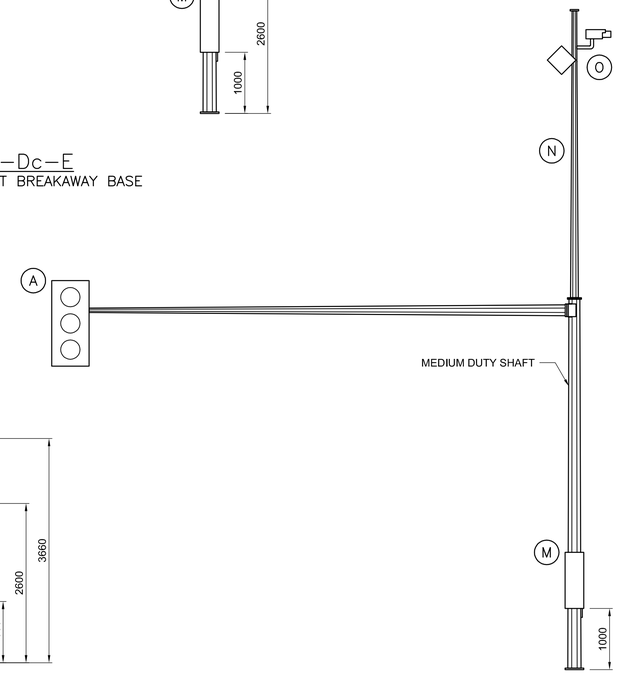

M26–Dd–E
TYPE D–T BREAKAWAY BASE

NOTE:

1. REFER TO SHEET 2 FOR ATTACHMENT DATA.
2. REFER TO LOAD CONFIGURATIONS THIS SHEET FOR BREAKAWAY BASE TYPE.
3. LOAD CONFIGURATIONS SHOWING ARM REACH TO THE LEFT, REACH TO THE RIGHT ALSO PERMITTED.

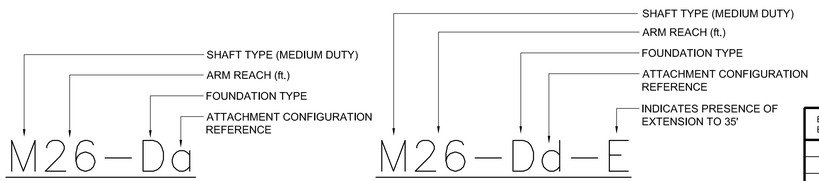

SINGLE–ARM CANTILEVERS

SINGLE–ARM CANTILEVERS WITH EXTENSION

NAMING CONVENTION

REDUCED DRAWING
N.T.S.

APEGM
Certificate of Authorization
Dillon Consulting Limited (MB)
No. 1789 Date: JAN. 14, 2013

NO.	REVISIONS	DATE	BY
2	REVISED BY DILLON CONSULTING	1/10/14	CDW
1	ISSUED BY DILLON CONSULTING	1/14/13	CDW

B.M. ELEV.

DESIGNED BY	CDW
DRAWN BY	JGW
CHECKED BY	SSR
APPROVED BY	–
HOR. SCALE	NTS
VERTICAL	NTS
DATE	

DILLON CONSULTING

RELEASED FOR CONSTRUCTION

DATE

ENGINEER'S SEAL
PROVINCE OF MANITOBA
ORIGINAL STAMPED BY
S.S. RIHAL
JAN. 14, 2013
REGISTERED PROFESSIONAL ENGINEER

CONSULTANT PROJECT NUMBER
12-5954

Winnipeg
THE CITY OF WINNIPEG
PUBLIC WORKS DEPARTMENT

ATTACHMENT CONFIGURATIONS FOR MEDIUM DUTY STRUCTURES - 21' & 26' ARMS

CITY DRAWING NUMBER
N/A

SHEET 7 OF 18

CONSULTANT DRAWING NUMBER
N/A

C:\projectwise\working directory\projects 2018\40cio\dms27615\02.04.05.06.07–POLE CONFIGURATIONS.dwg